



# CONTEG CUT SHEET

version: 08-06-2011

TOP MOUNT A/C UNITS

## AC-TM-41

**CONTEG, spol. s r.o.**

**Headquarters Czech Republic:**  
Na Vítězné pláni 1719/4  
140 00 Prague 4

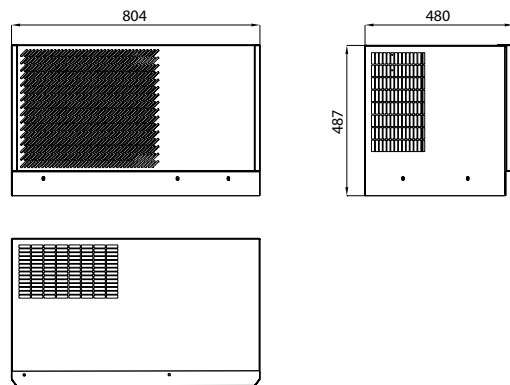
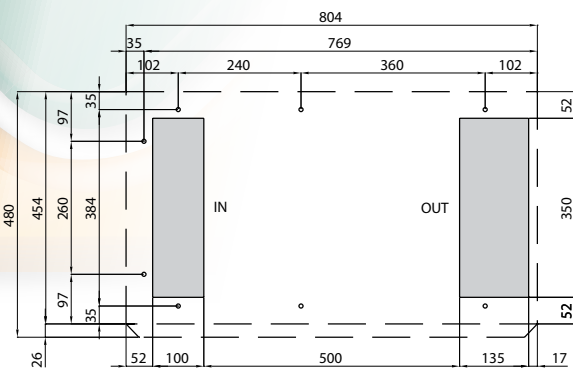
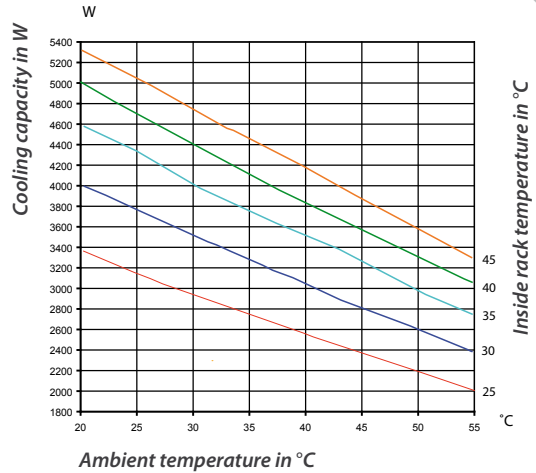
Tel.: +420 261 219 182  
Fax: +420 261 219 192  
[conteg@conteg.com](mailto:conteg@conteg.com)  
[www.conteg.com](http://www.conteg.com)

**Local Offices:**

Austria:	+43 699 1819 7071
Benelux:	+32 477 957 126
Eastern Europe:	+49 172 848 4346
France:	+33 686 074 386
Germany:	+49 170 523 4958
Russia:	+7 495 967 3840
Slovakia:	+421 917 874 111



# AC-TM-41



PARAMETRES	AC-TM-41-xx/xx	
Voltage	230-1-50/60	V-ph-Hz
Cooling capacity L35L35 - DIN 3168	3800	W
Cooling capacity L35L50 - DIN 3168	2700	W
Dimensions (HxWxD)	487x804x480	mm
Max running current	9	A
Starting current	38	A
Power absorbed L35L50	1700	W
Side cabinet fan flow, free air	1450	m <sup>3</sup> /h
Side cabinet temperature limits	25 - 45	°C
Side ambient temperature limits	20 - 55	°C
Side cabinet protection degree	54	IP
Noise level	75	dB(A)
Weight	84	kg
Color	7035	RAL

TOP MOUNT A/C UNITS <sup>1</sup>	Required Cooling and Part Numbers (Includes Top Mounting Collar)
<b>Compatible Rack Full Part No.</b>	<b>AC-TM-41-xx/xx</b>
RSF-42-60/80T-GWSWA-ACA-B	AC-TM-41-60/80
RSF-42-60/10T-GWSWA-ACA-B	AC-TM-41-60/100
RSF-42-60/12T-GWSWA-ACA-B	AC-TM-41-60/120
RSF-42-80/80U-GWSWA-ACA-B <sup>2</sup>	AC-TM-41-80/80
RSF-42-80/10U-GWSWA-ACA-B <sup>2</sup>	AC-TM-41-80/100
RSF-42-80/12U-GWSWA-ACA-B <sup>2</sup>	AC-TM-41-80/120
RHF-42-60/10L-GWSWA-ACF-B	AC-TM-41-60/100
RHF-42-80/10P-GWSWA-ACF-B	AC-TM-41-80/100

<sup>1</sup> Part numbers presented in configuration with standard extrusions, other types also available; racks in light gray (RAL 7035), for black (RAL 9005) write H instead of B in the end of rack's code

<sup>2</sup> For RDF racks simply write RDF instead of RSF in the rack's code; please note, that RDF load rating is limited to 500kg

::top mount cooling unit AC-TM-41



## AC-TM accessories

### Air flow deflectors for AC-TM units

The deflector is located in the top part of the rack and is used to lead the cold air directly to the cold zone in front part of a rack. Deflector is produced in 600 or 800mm.

- Optimizes airflow in the rack
- Minimizes by-pass airflow between hot and cold zone
- Maximal effectiveness when used together with separation frame


#### AIR FLOW DEFLECTORS FOR AC-TM UNITS

Code	Product description	Compatible with air separation frame
AC-TM-AFD-60/15	Air flow deflector for AC-TM units for rack width 600mm	Yes*
AC-TM-AFD-80/15	Air flow deflector for AC-TM units for rack width 800mm	Yes*

\* Compatible with air separation frame depth 150mm



collar with air deflector - illustrative image



air deflector - illustrative image

### Air separation frame AC-TM units

The Air Separation Frame is used for minimizing by-pass airflow between the rack columns and extrusions. Using an Air Separation Frame forms a "cool zone" inside the rack between the front door and the equipment mounted on the 19" profiles. Cool zone depth is recommended as 150mm.

Code	Depth of cold zone in mm	Applicable for ROF/RHF/RSF	
		H in U	W in mm
DP-ROF-CW-42/60/15 <sup>3</sup>	150	42	600
DP-ROF-CW-42/80/15 <sup>1,2,3</sup>	150	42	800
DP-RHF-CW-42/60/15	150	42	600
DP-RHF-CW-42/80/15 <sup>2</sup>	150	42	800
DP-RSF-CW-42/60/15 <sup>3</sup>	150	42	600
DP-RSF-CW-42/80/15 <sup>2,3</sup>	150	42	800

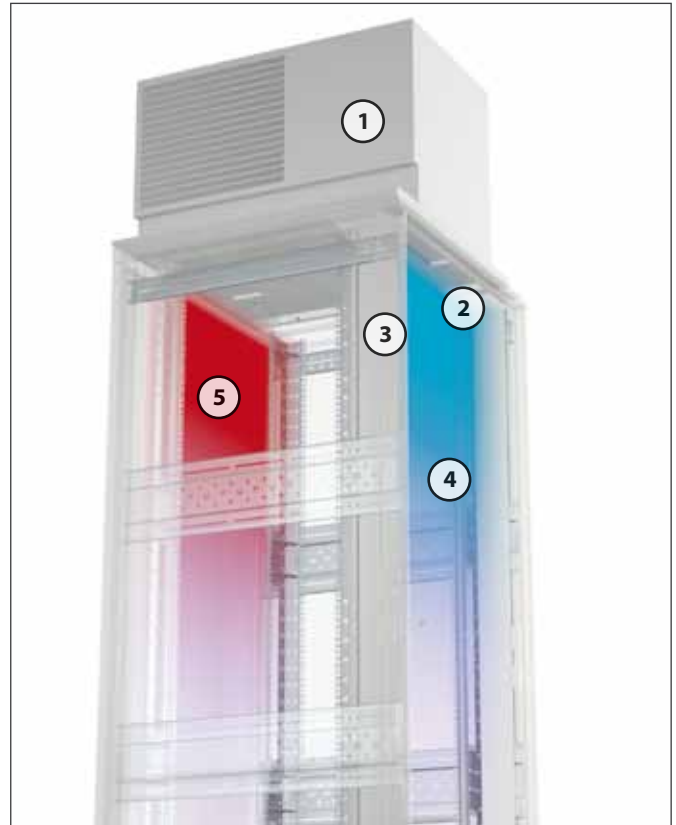
<sup>1</sup> Can be used for RDF racks

<sup>2</sup> Necessary to use extrusions type C or P (with blank panels)

<sup>3</sup> Height 42U can be replaced by 45 or 48U



Air separation frame



illustrative image: 1. AC unit  
2. deflector  
3. air separation frame  
4. cold zone  
5. hot zone