



DATASHEET

Direct expansion
cooling units
CoolTeg Plus DX

CONTEG

COOLTEG PLUS COOLING UNITS



➤ **CoolTeg Plus** equipment represents a family of precision cooling in-row units specifically designed for easy integration between IT racks. These air-conditioning units—with various cooling principles, sizes and capacities—are CONTEG's main product line for effective targeted cooling, from server rooms to large data centers.

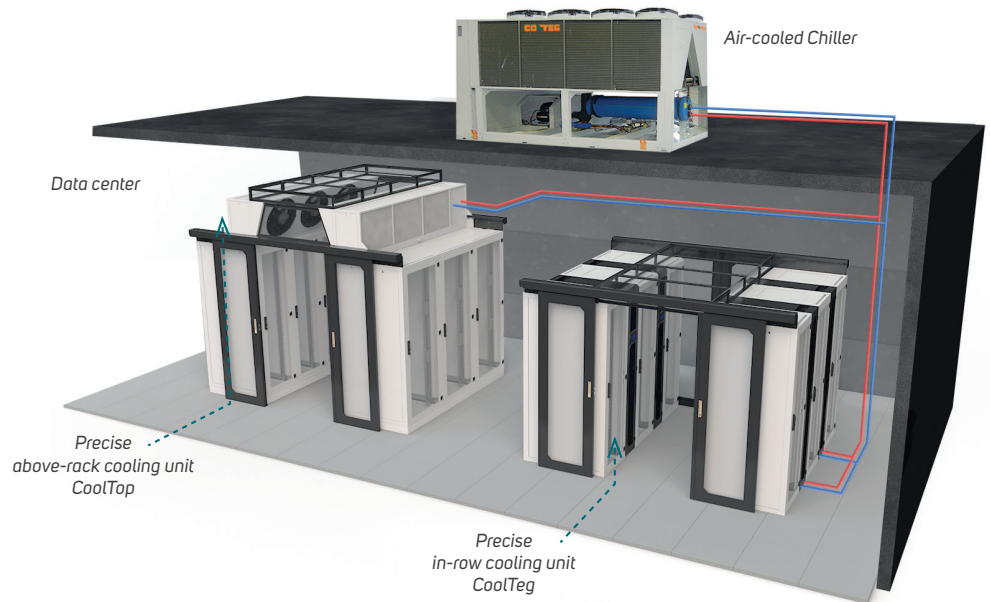
MAIN ADVANTAGES

- Small occupied floor area
- Brings chilled air directly to server rack
- Raised floor unnecessary for air distribution
- Very low power consumption, due to EC fans and control software
- Modern "server-friendly" control system
- Flexibility of room arrangement
- Perfect compatibility with CONTEG IT racks
- Wide range of accessories

SUITABLE FOR

- Open aisle
- Contained cold aisle
- Contained hot aisle
- Modular Closed Loop (MCL)—high capacity cooling system, where air is recirculated inside the rack and no heat is released into the environment

COLOR: RAL 9005 RAL 7035



DESCRIPTION

- Radial fans (with EC motors) for lowest energy consumption and precise control of airflow to servers
- High-efficiency copper-aluminium heat exchangers; also useful for Free-cooling systems
- Controller with special CONTEG software, based on long-term experience from worldwide data centers
- 4.3" color touch-screen display for user-friendly communication
- One display operating up to 16 units per group
- Independent unit control as well as CoolTeg group control functions for entire row of racks
- Wide range of settings adjust performance to specific project
- Communication through TCP/IP protocol (standard)
- Easy ModBUS and remote management from any computer
- connected to Internet (via integrated Webservice)
- Other protocols available
- Humidity sensors in both cold and hot zones
- Humidification and dehumidification mode in each unit
- Four temperature sensors per unit
- Four cooling systems:
 1. CW—chilled water system
 2. DX—direct expansion system with compressor (in outdoor unit)
 3. XC—direct expansion system with compressor (within CoolTeg Plus unit)
 4. DF—hybrid Dual Fluid system

Comparison	CoolTeg Plus				CoolTop		CoolSeven	CoolRAC		
	CW	DX	XC	DF	CW	DX		CW	XC	DF
Installation										
Between IT racks	✓	✓	✓	✓	-	-	-	-	-	-
On top of IT racks	-	-	-	-	✓	✓	-	-	-	-
Inside of 19" racks	-	-	-	-	-	-	✓	-	-	-
Farther from IT racks	-	-	-	-	-	-	-	✓	✓	✓
Cooling medium										
Water/glycol	✓	-	-	-	✓	-	-	✓	-	-
R410A	-	✓	✓	-	-	✓	✓	-	✓	-
R410A + water/glycol	-	-	-	✓	-	-	-	-	-	✓
Application										
Smaller	✓	✓	✓	✓	✓	✓	✓	-	-	-
Medium	✓	-	✓	✓	✓	✓	-	✓	✓	✓
Bigger	-	-	-	-	-	-	-	✓	✓	✓
Occupied floor area (in data center)										
None	-	-	-	-	✓	✓	✓	-	-	-
Small	✓	✓	✓	✓	-	-	-	-	-	-
Large	-	-	-	-	-	-	-	✓	✓	✓
Nominal cooling capacity Air temperature in hot zone: 35 °C; water temperature of 6/12 °C (for CW units), no condensation.										
7-19 kW	-	DXSmall DX30	-	-	-	-	CoolSeven	-	-	-
20-39 kW	CW30 CW30 SuperC	DX30	XC30	DF	CoolTop2	CoolTop2 CoolTop3	-	-	-	-
40-100 kW	CW60	-	XC40	-	CoolTop3	CoolTop2 CoolTop3	-	CoolRAC CW CoolRAC XC CoolRAC DF		
Suitable for										
Smaller applications – e.g. Modular Closed Loop	-	✓	-	✓	-	-	✓	-	-	-
High outside temp.	-	-	✓	-	-	-	✓	-	✓	-
Cooling system with a cold-water source	✓	-	-	-	✓	-	-	✓	-	-
No water in a data center	-	✓	✓	-	-	✓	-	-	✓	-
Free-cooling	✓	-	-	✓	✓	-	-	✓	-	✓

COOLTEG PLUS DX



CoolTeg Plus DXSmall



CoolTeg Plus DX30

➤ **CoolTeg Plus DX** in-row cooling units work on the direct expansion principle, with refrigerant circulating between one indoor and one outdoor unit (equipped by compressor).

MAIN ADVANTAGES

- No water in data center
- Independent indoor and outdoor unit system ensures the whole system's redundancy
- Easy installation and additional capacity expansion
- R410A refrigerant
- Regulation between 30–100 % cooling capacity. If the CoolTeg Plus DX unit is connected to the CoolOut unit—the cooling capacity control is then starting from 11 %.

COLOR:  RAL 9005  RAL 7035

CoolTeg Plus DX					
		DXSmall	DX30		
Indoor unit code	Unit	AC-TDS-42-30/XX-XXX	AC-TDX-42-30/XX-XXX	AC-TDX-42-30/XX-XXX	AC-TDX-42-30/XX-XXX
Connected outdoor unit code		AC-ODX-07-XXXXXXX or AC-PUHZ-ZRP71V	AC-PUHZ-ZRP125Y	AC-PUHZ-ZRP200Y	AC-ODX-25-XXXXXXX or AC-PUHZ-ZRP250Y
Basic data					
Cooling system	-	Direct expansion			
Architecture ¹	-	Open or closed			
Nominal cooling capacity ²	kW	8.1 ¹⁰ /7.0	12.1	19.7	26 ¹⁰ /22.8
Nominal net cooling capacity ³	kW	7.9 ¹⁰ /6.8	11.9	18.8	25.1 ¹⁰ /21.9
Power supply ⁴	V/ph/Hz	230/1/50-60			
Running current	A	3.8	6.2	6.2	6.2
Maximum current	A	4.8	7.2	7.2	7.2
Nominal power consumption	W	510	850	850	850
Nominal airflow ⁵	m ³ /h	2 100	4 000	4 000	4 000
Number of fans	ks	3	5		
Motor fan technology	-	EC			
Refrigerant type	-	R410A			
Filter class ⁶	-	G4			
Dimensions					
Height ⁷	mm (U)	1978 (42U), 2 111 (45U), 2 245 (48U)			
Width	mm	300			
Depth ⁸	mm	1 000 or 1 200			
Weight—depth 1 000 mm, height 42/45/48U	kg	153/158/163	163/168/173		
Weight—depth 1 200 mm, height 42/45/48U	kg	163/169/175	173/179/185		
Piping connection					
Supply pipe diameter and type ⁹	mm	16	16		
Return pipe diameter and type ⁹	mm	16	22		

¹CoolTeg units can be used either independently (in rack rows) or integrated in Modular Closed Loop (MCL)—closed architecture rack systems and cooling units. Code changed as per ordering matrix. ²Cooling capacity is changed by controller; nominal cooling capacity is calculated at return hot air temperature of 35 °C without condensation (heat exchanger's temperature above dew-point), chilled water temp. 6/12 °C (for CW). ³Net cooling capacity is the cooling capacity minus fan heat load—the actual unit cooling capacity available to IT equipment. ⁴Outdoor condensing units AC-PUHZ-ZRP-xx are powered by 50Hz only. ⁵Airflow is changed by the controller; nominal airflow matches nominal cooling capacity. ⁶Units in Modular Closed Loop architecture (MCL) are delivered without filters. ⁷Without plinth or transport trolley. ⁸Units for Modular Closed Loop architecture (MCL) are available in 1 200 mm depth only. ⁹Only connection diameter is mentioned. Please design the refrigerant piping according manual of outdoor condensing unit, depending on the piping length. ¹⁰If using the AC-ODX-XX-XXXXXXX outdoor unit.

COOLTEG PLUS DXSMALL




CoolTeg Plus DXSmall

➤ **CoolTeg Plus DXSmall** in-row cooling units work on the direct expansion principle, with refrigerant circulating between one indoor and one outdoor unit (equipped by compressor).

MAIN ADVANTAGES

- No water in data center
- Independent indoor and outdoor unit system ensures the whole system's redundancy
- Easy installation and additional capacity expansion
- R410A refrigerant
- Regulation between 30–100 % cooling capacity. If the CoolTeg Plus DX unit is connected to the CoolOut unit—the cooling capacity control is then starting from 11 %.

COLOR:  RAL 9005  RAL 7035

CoolTeg Plus DXSmall		
Indoor unit code	Unit	AC-TDS-42-30/XX-XXX
Connected outdoor unit code		AC-ODX-07-XXXXXXX or AC-PUHZ-ZRP7IV
Basic data		
Cooling system	-	Direct expansion
Architecture ¹	-	Open or closed
Nominal cooling capacity ²	kW	8.1 ¹⁰ /7.0
Nominal net cooling capacity ³	kW	7.9 ¹⁰ /6.8
Power supply ⁴	V/ph/Hz	230/1/50-60
Running current	A	3.8
Maximum current	A	4.8
Nominal power consumption	W	510
Nominal airflow ⁵	m ³ /h	2 100
Number of fans	ks	3
Motor fan technology	-	EC
Refrigerant type	-	R410A
Filter class ⁶	-	G4
Dimensions		
Height ⁷	mm (U)	1978 (42U), 2 111 (45U), 2 245 (48U)
Width	mm	300
Depth ⁸	mm	1 000 or 1 200
Weight—depth 1 000 mm, height 42/45/48U	kg	153/158/163
Weight—depth 1 200 mm, height 42/45/48U	kg	163/169/175
Piping connection		
Supply pipe diameter and type ⁹	mm	16
Return pipe diameter and type ⁹	mm	16

¹CoolTeg units can be used either independently (in rack rows) or integrated in Modular Closed Loop (MCL)—closed architecture rack systems and cooling units. Code changed as per ordering matrix. ²Cooling capacity is changed by controller; nominal cooling capacity is calculated at return hot air temperature of 35 °C without condensation (heat exchanger's temperature above dew-point), chilled water temp. 6/12 °C (for CW). ³Net cooling capacity is the cooling capacity minus fan heat load—the actual unit cooling capacity available to IT equipment. ⁴Outdoor condensing units AC-PUHZ-ZRP-xx are powered by 50Hz only. ⁵Airflow is changed by the controller; nominal airflow matches nominal cooling capacity. ⁶Units in Modular Closed Loop architecture (MCL) are delivered without filters. ⁷Without plinth or transport trolley. ⁸Units for Modular Closed Loop architecture (MCL) are available in 1 200 mm depth only. ⁹Only connection diameter is mentioned. Please design the refrigerant piping according manual of outdoor condensing unit, depending on the piping length. ¹⁰If using the AC-ODX-07-XXXXXXX outdoor unit.

COOLTEG PLUS DX30




CoolTeg Plus DX30

➤ **CoolTeg Plus DX30** in-row cooling units work on the direct expansion principle, with refrigerant circulating between one indoor and one outdoor unit (equipped by compressor).

MAIN ADVANTAGES

- No water in data center
- Independent indoor and outdoor unit system ensures the whole system's redundancy
- Easy installation and additional capacity expansion
- R410A refrigerant
- Regulation between 30–100 % cooling capacity. If the CoolTeg Plus DX unit is connected to the CoolOut unit—the cooling capacity control is then starting from 11 %.

COLOR:  RAL 9005  RAL 7035

CoolTeg Plus DX30				
Indoor unit code	Unit	AC-TDX-42-30/ XX-XXX	AC-TDX-42-30/ XX-XXX	AC-TDX-42-30/ XX-XXX
Connected outdoor unit code		AC-PUHZ-ZRP125Y	AC-PUHZ-ZRP200Y	AC-ODX-25- -XXXXXXX or AC-PUHZ-ZRP250Y
Basic data				
Cooling system	-	Direct expansion		
Architecture ¹	-	Open or closed		
Nominal cooling capacity ²	kW	12.1	19.7	26 ¹⁰ /22.8
Nominal net cooling capacity ³	kW	11.9	18.8	25.1 ¹⁰ /21.9
Power supply ⁴	V/ph/Hz	230/1/50-60		
Running current	A	6.2	6.2	6.2
Maximum current	A	7.2	7.2	7.2
Nominal power consumption	W	850	850	850
Nominal airflow ⁵	m ³ /h	4 000	4 000	4 000
Number of fans	ks	5		
Motor fan technology	-	EC		
Refrigerant type	-	R410A		
Filter class ⁶	-	G4		
Dimensions				
Height ⁷	mm (U)	1978 (42U), 2 111 (45U), 2 245 (48U)		
Width	mm	300		
Depth ⁸	mm	1000 or 1200		
Weight—depth 1000 mm, height 42/45/48U	kg	163/168/173		
Weight—depth 1200 mm, height 42/45/48U	kg	173/179/185		
Piping connection				
Supply pipe diameter and type ⁹	mm	16		
Return pipe diameter and type ⁹	mm	22		

¹CoolTeg units can be used either independently (in rack rows) or integrated in Modular Closed Loop (MCL)—closed architecture rack systems and cooling units. Code changed as per ordering matrix. ²Cooling capacity is changed by controller; nominal cooling capacity is calculated at return hot air temperature of 35 °C without condensation (heat exchanger's temperature above dew-point), chilled water temp. 6/12 °C (for CW). ³Net cooling capacity is the cooling capacity minus fan heat load—the actual unit cooling capacity available to IT equipment. ⁴Outdoor condensing units AC-PUHZ-ZRP-xx are powered by 50Hz only. ⁵Airflow is changed by the controller; nominal airflow matches nominal cooling capacity. ⁶Units in Modular Closed Loop architecture (MCL) are delivered without filters. ⁷Without plinth or transport trolley. ⁸Units for Modular Closed Loop architecture (MCL) are available in 1200 mm depth only. ⁹Only connection diameter is mentioned. Please design the refrigerant piping according manual of outdoor condensing unit, depending on the piping length. ¹⁰If using the AC-ODX-25-XXXXXXX outdoor unit.

FOR COOLTEG PLUS DX COOLING UNITS

COOLOUT CONDENSING UNITS



CoolOut—front view



CoolOut—rear view

➤ The **CoolOut** outdoor condensing units are specially designed for conducting heat out of data centers. The units meet all the strict demands on precision, stability and service life required for data centers.

MAIN BENEFITS

- Advanced communication and cooling regulation based on commands from the data center
- Very low consumption thanks to high-quality EC fans and active regulation of condensing pressure
- Inverter-controlled BLDC compressor
- Wide range of cooling power from 11 % upwards
- Versions for extreme ambient temperatures available
- Robust frame and housing made of high-quality corrosion-resistant materials
- Ability to communicate with a monitoring system (SNMP, Modbus TCP, Modbus RS485)
- Ability to monitor and control operating parameters through the indoor unit
- Simple to install and operate
- Option for remote servicing after connecting a PGDx service display
- Specially designed for precision cooling
- Linear electronic expansion valve

SUITABLE FOR

- Wide range of ambient conditions
- Installations emphasizing economical and reliable operation
- Compatible with CONTEG's CoolTeg DXSmall, CoolTop DX and CoolSeven cooling units

DESCRIPTION

- CoolOut is an outdoor condensing unit designed for precision compression cooling. The units are fitted with an inverter-controlled rotary DC compressor.
- Thanks to the use of hot gas bypass technology, the unit's cooling power can be adjusted from 11 % of total cooling power upwards regardless of outdoor conditions.
- The use of a specially designed condenser, EC fans and a system of dynamic control of condensing pressure allowed minimizing the power consumption and noise emissions of the cooling unit.
- The running of the unit and correct functioning of all its parts is overseen by a built-in regulator with special CONTEG software.
- The regulator also ensures communication with the indoor unit via Fieldbus protocol. Basic information about the running of the outdoor unit can be tracked through the indoor unit.
- The design of the condensing unit allows its mounting onto the floor or a wall.
- CoolOut units are highly user-friendly in their setup and operation. Initialization and operation is very simple.

		AC-ODX-07-XXXXXXX	AC-ODX-07-SXXXXXX	AC-ODX-25-XXXXXXX
Operating conditions	°C	-20 to +47 °C	-20 to +55 °C	-20 to +47 °C
Operating conditions ⁴	°C	-40 to +47 °C	-	-40 to +47 °C
Power regulation		Smooth 11-100%	Smooth 11-100 %	Smooth 11-100%
Rated cooling power	kW	8.1	8.1	26
Power supply	V/ph/Hz	230/1/50-60	230/1/50-60	400/3/50-60
Operating current ¹	A	8.84	10.4	11.28
Maximum current	A	12.8	17.5	17
Rated input power ¹	kW	2.03	2.39	8.2
Compressor control		BLDC Inverter	BLDC Inverter	BLDC Inverter
Coolant regulation		Linear expansion valve	Linear expansion valve	Linear expansion valve
R410A coolant capacity ²	kg	0	0	0
Acoustic pressure Lp(A) ¹	dBA	44	63	50
Dimensions/weight				
Width	mm	1200	1200	1400
Depth	mm	400	400	450
Height ³	mm	996	996	1200
Weight	kg	72	99	130
Piping connection				
Fluid piping (diameter)	mm	12	12	12
Gas piping (diameter)	mm	16	16	22
Max. piping length	m	75	75	85
Max. difference in elevation	m	50	50	50

¹ Values at stabilized 80 % output. ² Without coolant, filled in during installation. ³ Including the profile for mounting the condensing unit. ⁴ If fitted with winter-kit accessories. The values shown may vary depending on the current product innovation.



Part number on request.

Please contact our sales or technical team www.conteg.com/contacts

COOLOUT CONDENSING UNITS


ACCESSORIES

DUAL POWER SUPPLY

- Electrical distributor for two power supply branches.
- The device allows powering a unit from two separate power sources.

RS485 BMS COMMUNICATION CARD

- Optically insulated card allowing communication with a unit via Modbus RTU protocol.



pCO WEB COMMUNICATION CARD

- Allows further individual communication (monitoring and control).
- Communication via Ethernet network protocols.
- Functions: web server, e-mail, FTP, SNMP, BACNet, ModBus TCP/IP and more.



FOR COOLTEG PLUS DX COOLING UNITS

MITSUBISHI CONDENSING UNITS

➤ A CoolTeg Plus DX in-row cooling unit can be connected with an **outdoor condensing unit**, which contains all of the control elements (compressor, expansion valve, frequency driver). The units are equipped with a scroll compressor that works with the R410A refrigerant.



Technical parameters

	Unit	AC-PUHZ- -ZRP71V	AC-PUHZ- -ZRP125Y	AC-PUHZ- -ZRP200Y	AC-PUHZ- -ZRP250Y
Nominal cooling capacity	kW	7.1	12.5	19.7	22.8
Power supply	V/ph/Hz	230/1/50	400/3/50 ¹	400/3/50	400/3/50
Operation current	A	7.63	5.93	7.77	8.28
Maximum current	A	19	9.5	19	21
Nominal power consumption	kW	1.72	3.78	5.46	8.3
Compressor control	–	Inverter			
Control valve	–	Linear expansion valve			
Refrigerant volume R410A ²	kg	3.5	5.0	7.1	7.7
Dimensions					
Width	mm	950	1050	1050	1050
Depth	mm	330	330	330	330
Height	mm	943	1338	1338	1338
Weight	kg	67	126	135	144
Piping connection					
Supply pipe diameter (liquid) ³	mm	10	10	10	10
Return pipe diameter (gas) ³	mm	16	16	25	25
Max. pipe length	m	50	70	100	100
Max. difference in elevation	m	30	30	30	30
Operation conditions	°C	from –15 up to +46			

¹Outdoor unit AC-PUHZ-ZRP125 requires power supply: 400V/3ph/50Hz, it is also available in 1ph version.

²Outdoor units are pre-filled with the refrigerant R410A for piping length 30 m. ³This datasheet considers connecting pipe dimensions only. Please follow outdoor unit's manual to design the proper diameters of refrigerant piping.



FOLLOW THE STEPS FOR DETERMINING THE CODE OF THE REQUIRED COOLTEG PLUS UNIT

AC - 1. - 2. - 3. / 4. - 5. - 6. 7. 8. 9. 10. 11. 12. 13.

An example of a correct code:

AC - TDX - 42 - 30 / 10F - BOW - 0 1 0 2 0 0 0 0

Description of the example of a correct code: CoolTeg Plus (facelift) in-row cooling unit with EC fans, suitable for connection to an outdoor condenser unit, open loop architecture, 300 mm width; 1000 mm depth and 42 U height. 4.3" color touch screen, 1x USB, 2x Ethernet port, proprietary CONTEG SW, installed in the front door. Bottom connection. Condensate pump installed in the cooling unit. pCO WEB card for SNMP communication. Prepared for a Mitsubishi Electric outdoor condensing unit. Standard warranty: 2 years.

1. CoolTeg COOLING SYSTEM		2. HEIGHT		3. WIDTH		4. DEPTH *		5.1. PIPE CONNECTION	
Code	Model	Code	Options	Code	Width (mm)	Code	Depth (mm)	Code	Options
TCW	Chilled water	41	42U (RF1/RB1)	30	300	10F	1000	B	Bottom connection
TDS	Direct expansion (small)	47	47U (RF1/RB1)	40	400	12F	1200	T	Top connection
TDX	Direct expansion	52	52U (RF1/RB1)	60	600	* F indicates a unit after a facelift. Units before a facelift have a 0 instead of an F.			
TXC	With internal compressor	42	42U (iSEVEN Server)						
TDF	Hybrid system	45	45U (iSEVEN Server)						
		48	48U (iSEVEN Server)						

5.2. ARCHITECTURE		5.3. DISPLAY		6. HUMIDIFIER		7. CONDENSATE PUMP		8. POWER SUPPLY		
Code	Options	Code	Options	Code	Options	Code	Options	Code	Options	
0	Open	W	Not present	0	Not present	0	Not present	0	Standard 230V/1f/50Hz	
C	MCL—modular closed loop	D	With screen	1	Humidifier (standard)	1	Condensate pump (standard)	A	Dual power supply	
						2	Leak detection sensor rope			
							3	Condensate pump (powerful) *		
							A	Leak detection sensor rope + condensate pump (standard)		
							B	Leak detection sensor rope + condensate pump (powerful)		

9. COMMUNICATION		10. REGULATION		11. CONTROL VALVES		12. FANS		13. SPECIAL MODIFICATIONS	
Code	Options	Code	Options	Code	Options	Code	Options	Code	Options
0	Not present	0	Standard	0	Standard (3-way valve)	0	Standard	0	Standard
M	Modbus	P	Control based on pressure	2	2-way valve	S	Extra powerful fans (only for CW30)	R	External relay—unit status
W	SNMP	H	Communication with HMI (Mitsubishi Heavy Industry) units						
								6	6-row heat exchanger

* Used in combination with a humidifier, or if displacement height is over 5 m. Max. height—30 m.



BASIC ACCESSORIES

TOUCH SCREEN

- For more user-friendly communication with the unit's regulator, you can use a 4.3" color touch screen.
- A single touch screen can control up to 16 cooling units. For quick communication and full functionality of BMS, we recommend using a maximum of 8 units.
- RS485 port and Ethernet port enable remote control and monitoring using various master systems. The USB is used primarily for quick and easy software updating and downloading of historical data.
- The touch terminal has a number of functions: connection to a customer network, remote control, ModBus communication and many more.
- The screen can be placed directly onto a CoolTeg unit, on the side of a rack or onto a wall in the data room.



CONTROL BASED ON PRESSURE

- Each unit can control air flow rate (fan speed) based on differences in temperature between the hot and cool zones or based on pressure differences.
- Flow rate control based on pressure differences ensures that air is supplied to the area in front of the server at the exact same rate as that at which the servers draw the air in.
- Perfect environment for servers (no risk of server damage caused by over- or under-pressure).
- Minimizes power consumption of the entire cooling system due to precise distribution of cooled air.



CONDENSATE PUMP

- All CONTEG units can be connected to the sewerage system via gravity feed.
- If there is no sewerage connection in the room, the water can be conducted away using a condensate pump.
- Each unit includes a water detector that activates the pump, and a level sensor that turns off the unit in case of increased water levels.



DUAL POWER SUPPLY

- Electrical PDU for two power branches. The device allows powering the unit from two independent sources.

STEAM HUMIDIFIER

- The steam humidifier maintains the set relative humidity of the air in the data center.
- The humidifier can output 3 kg of steam per hour
- The steam humidifier of the CoolTeg Plus unit is powered separately.
- You can choose from 2 boiling vessels depending on water hardness.



pCO WEB COMMUNICATION CARD

- Accessory compatible with CoolTeg regulators.
- Enables additional individual communication (monitoring and control).
- Communication via Ethernet network protocols.
- Functions: web server, e-mail, FTP, SNMP, BAC-Net, ModBus TCP/IP and more.



CONTEG, spol. s r.o.

Stetkova 1638/18

140 00 Prague 4

Czech Republic

Tel.: +420 565 300 358

info@conteg.com

www.conteg.com

CONTEG